

It's a good idea to remove temporary files stored on your PC when you use the Internet.

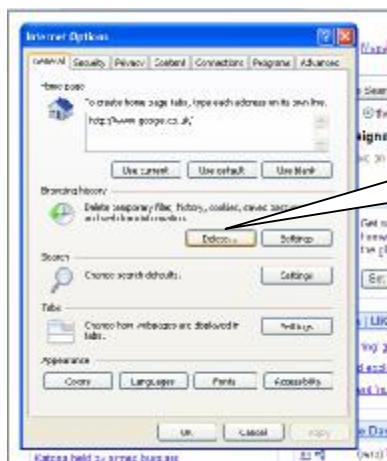
ESPECIALLY BEFORE & AFTER BUYING ANYTHING OR USING A BANK ACCOUNT.

It helps to keep your computer work quickly.

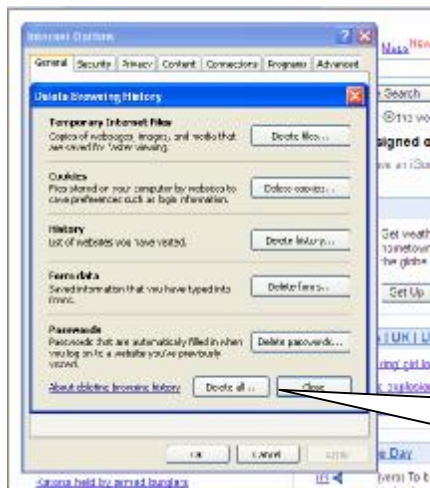
Open up the browser Internet Explorer (The thing you use to look at the Web) - find the Tools menu & pick 'Internet Options'



Now select 'Delete' from the new box that appears



Click [Delete] under the heading 'Browsing History'

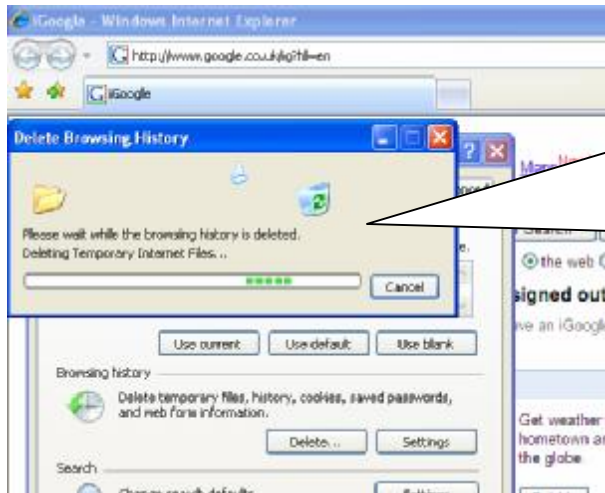


Now select which files to delete - personally I pick 'Delete All'

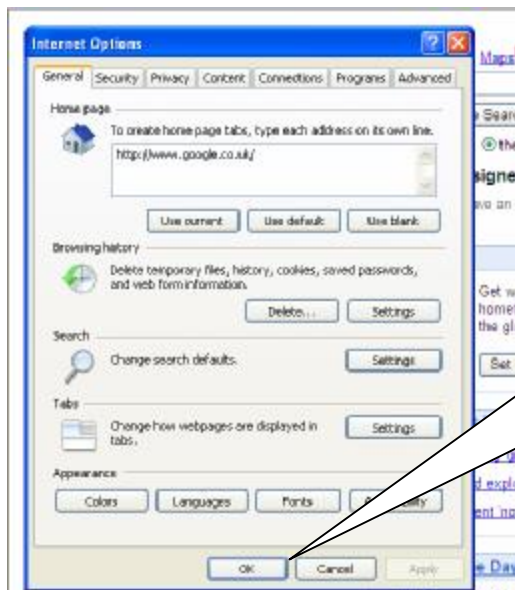


Say Yes

Say Yes



This box shows the files being deleted – the green line moves across. When it's finished it closes automatically. DON'T WORRY if you don't see the box, it just happened very quickly.



Click OK to finish.
Some 'antivirus' programs also can do this for you – check the book to see how to do it.